

	1	2	3	4	5	6	7	8	
A	THIS DRAWING AND SPECIFICATIONS, HEREIN, ARE THE PROPERTY OF INVENTEC CORPORATION AND SHALL NOT BE REPRODUCED, COPIED, OR USED IN WHOLE OR IN PART AS THE BASIS FOR THE MANUFACTURE OR SALE OF ITEMS WITHOUT WRITTEN PERMISSION, INVENTEC CORPORATION 2010 ALL RIGHT RESERVED								A
	HSF Property : Halogen-Free								
B									B
C									C
D									D
E									E
F									F

SS11 AMD Muxless

POLICE 14" (VM-DDR3)

Llano FS1/Hudson M3

MV build (A02) - Final

2011.05.23

DRAWER	EE	DATE	POWER	DATE	INVENTEC
DESIGN					
CHECK					
RESPONSIBLE					
SIZE = 3					
FILE NAME : XXXX-XXXXXX-XX					
P/N XXXXXXXXXXXX					

TITLE			
SS11-POLICE 14"			
SIZE	CODE	DOC. NUMBER	REV
A3	CS	I310A24171-0-MTR	A02
SHEET		1	OF 59

Table Of Contents

Page

5- DC & Battery Charger
6- Select & Battery CONN
7- System Power (+V3A/+V5A)
8- System Power (+V1.1A/+V2.5S)
9- DDR3 Power (+V1.5_+V1.35/+V0.75S)
10- APU Power (VDD/VDDNB)
11- SYSTEM POWER VDDP,VDDR (+V1.2)
12- Power (Sleep: +V5S/+V3S/+V1.1S)
13- OCP
14- Power (Sequence)

Page

15- APU LLANO-1
16- APU LLANO-2
17- APU LLANO-3 & HDT
18- APU LLANO-4
19- DDR3-DIMM0 (8.0)
20- DDR3-DIMM1 (4.0)
21- Thermal & FAN
22- Travis (DP to LVDS)
23- LCM
24- HDMI
25- VGA CONN
26- FCH-Hudson M3-1
27- FCH-Hudson M3-2
28- FCH-Hudson M3-3
29- FCH-Hudson M3-4
30- FCH-Hudson M3-5
31- SPI Flash
32- KBC
33- Keyboard, Touch Pad
34- SATA HDD, ODD & LED.
35- Audio CODEC
36- MODEM
37- GLAN Controller

Page

38- RJ45 CONN, Transformer
39- WLAN (Mini Card)
40- G sensor (Accelerometer)
41- PWR & FP & Launch & Web/DMIC CONN
42- Blank
43- USB CONNs
44- Express Card
45- Screw
46- DB~3in1 Card Reader & Audio jack-1
47- DB~3in1 Card Reader & Audio jack-2
48- DB~USB CONNs (right side)
49- DB~Power Switch & LED
50- DB~LID & Quick Launch, WLAN SW & LED
51- DB~Pick Button
52- DB~ODD Extend
53- GPU-Seymour XT (S3 pakage)-1
54- GPU-Seymour XT (S3 pakage)-2
55- GPU-Seymour XT (S3 pakage)-3
56- GPU-Seymour XT (S3 pakage)-4
57- VRAM-1
58- VRAM-2
59- VGA Power

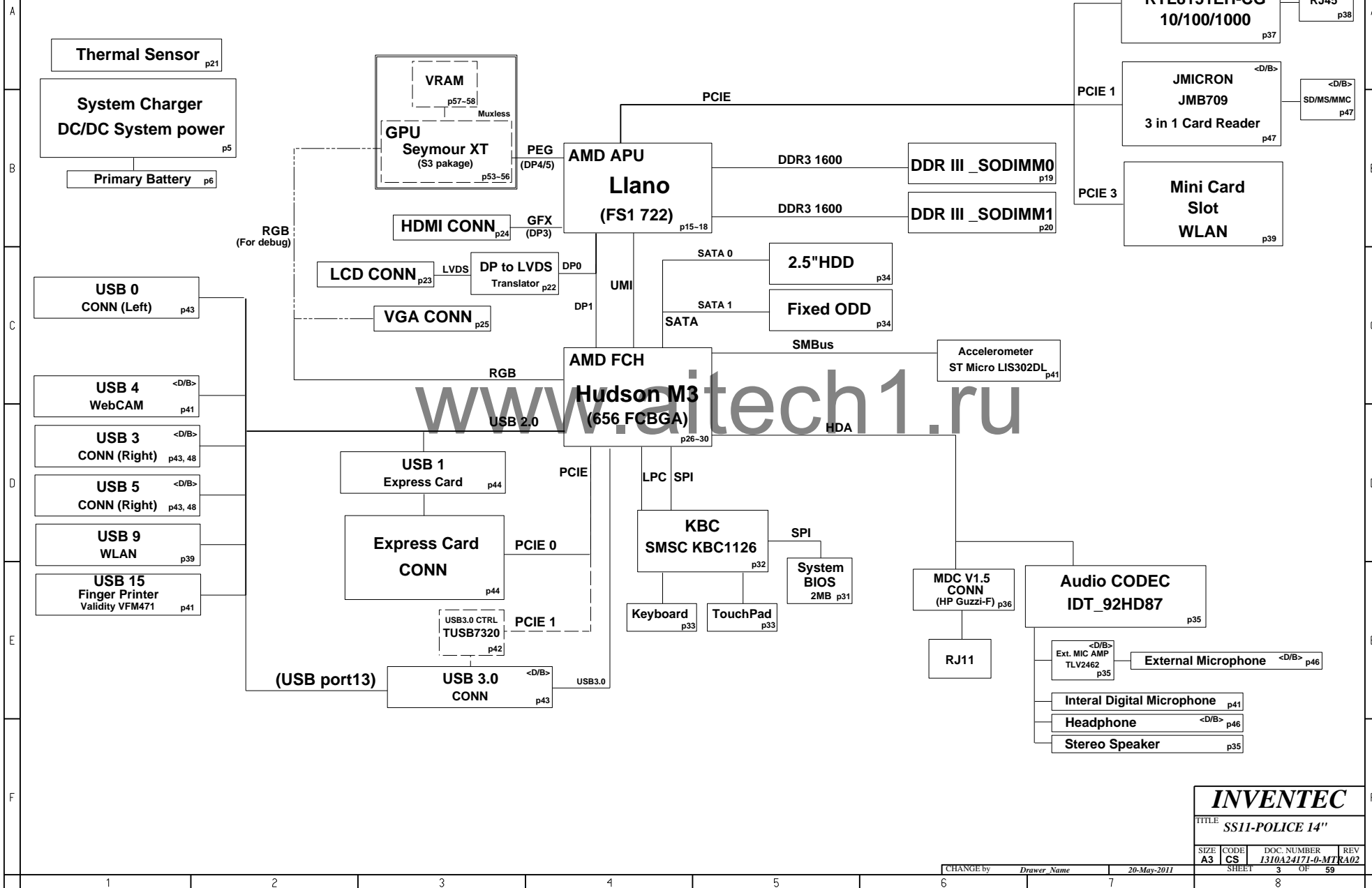
INVENTEC

TITLE SS11-POLICE 14"			
Contents			
SIZE A3	CODE CS	DOC. NUMBER 1310A24171-0-MTR	REV A02
SHEET 2		OF 59	

CHANGE by *Drawer Name* 20-May-2011

Inventec Confidential

Hudson M3 (B SERIES : 6019B0775602)
218-0755008



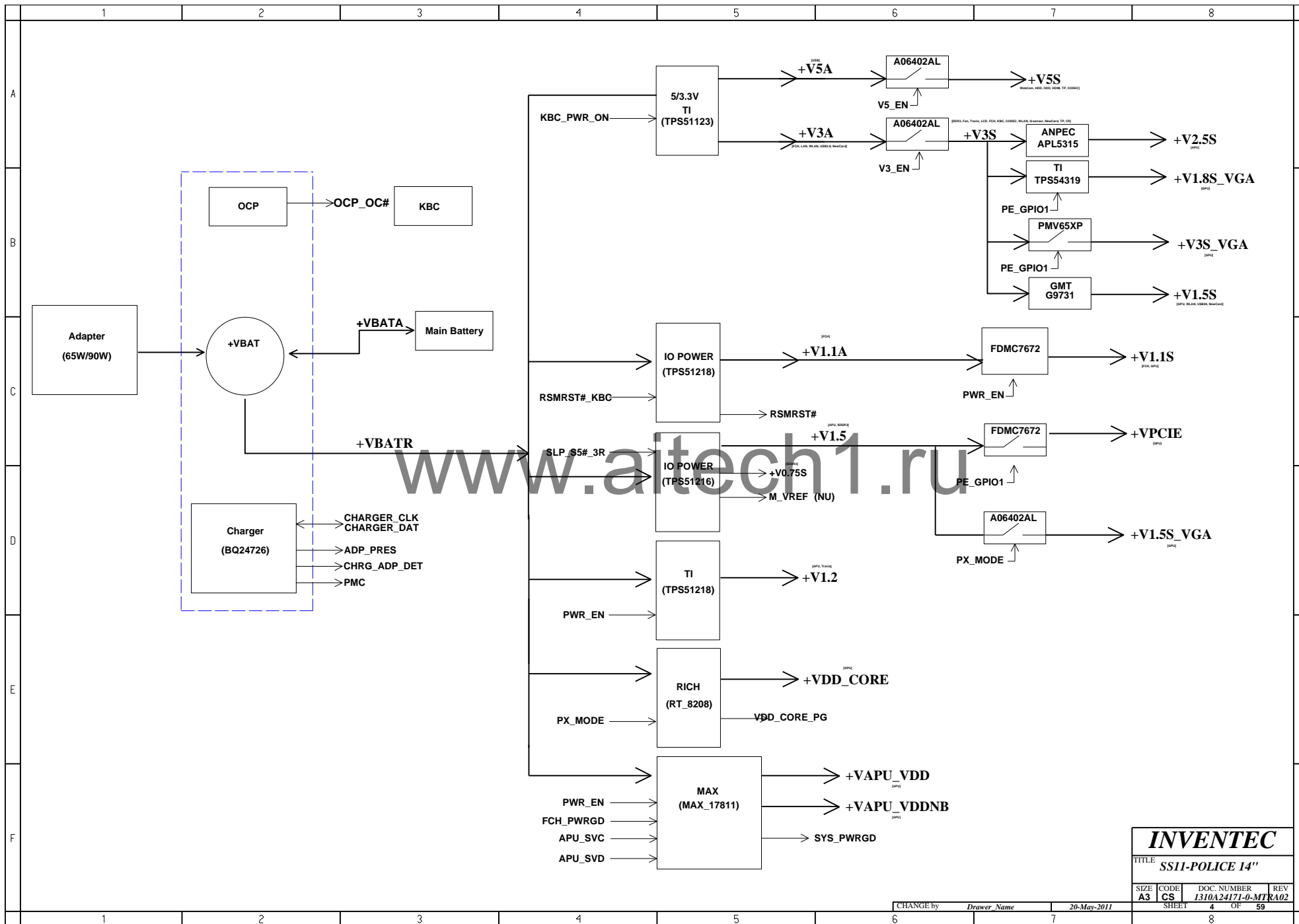
INVENTEC

TITLE
SS11-POLICE 14"


SIZE	CODE	DOC. NUMBER	REV
A3	CS	1310A24171-0-MTR	A02

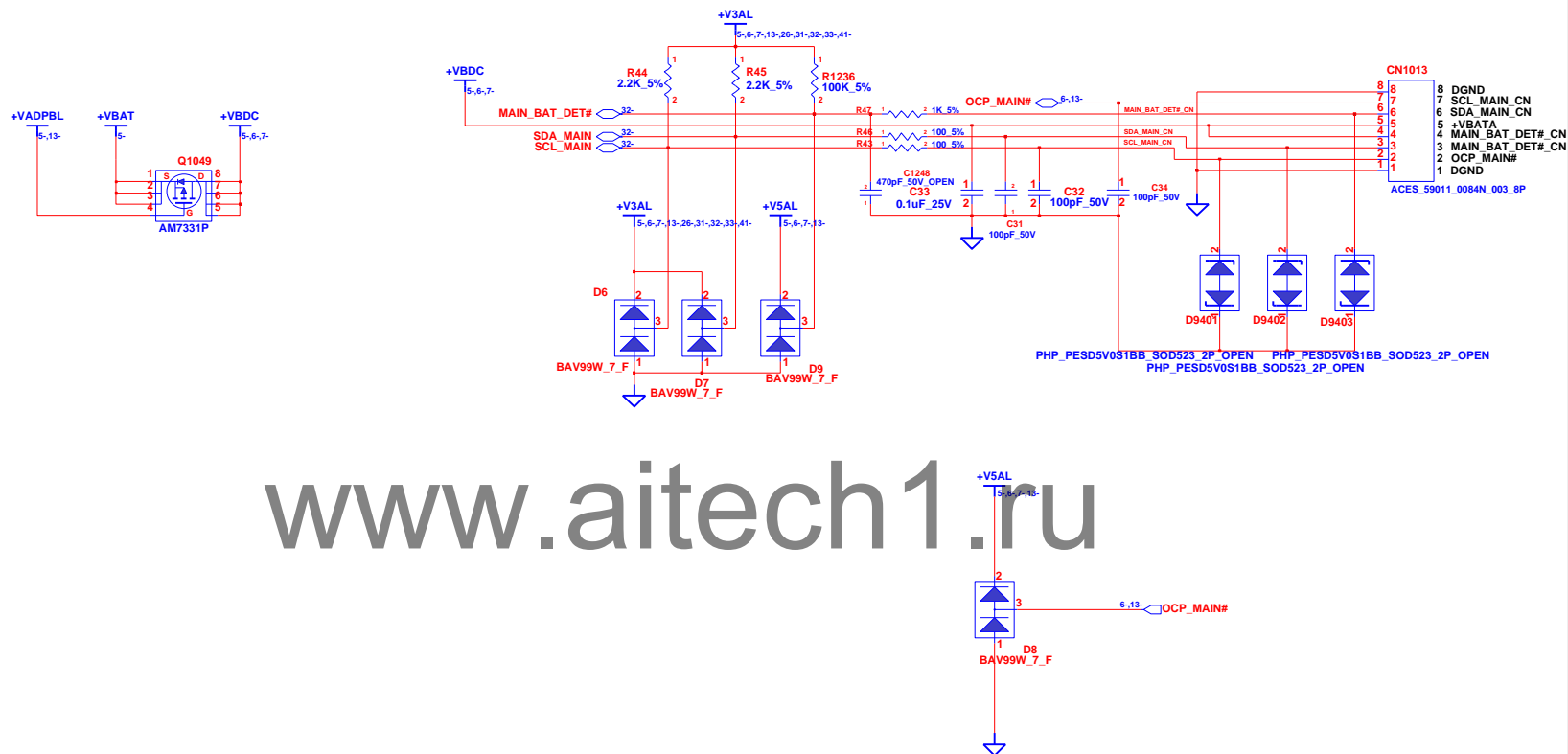
CHANGE by Drawer Name 20-May-2011

SHEET 3 OF 59



INVENTEC			
TITLE SS11-POLICE 14''			
SIZE A3	CODE CS	DOC. NUMBER 1310A24171-0-MTR	REV A02
CHANGE by Drawer Name		20-May-2011	SHEET 4 OF 59





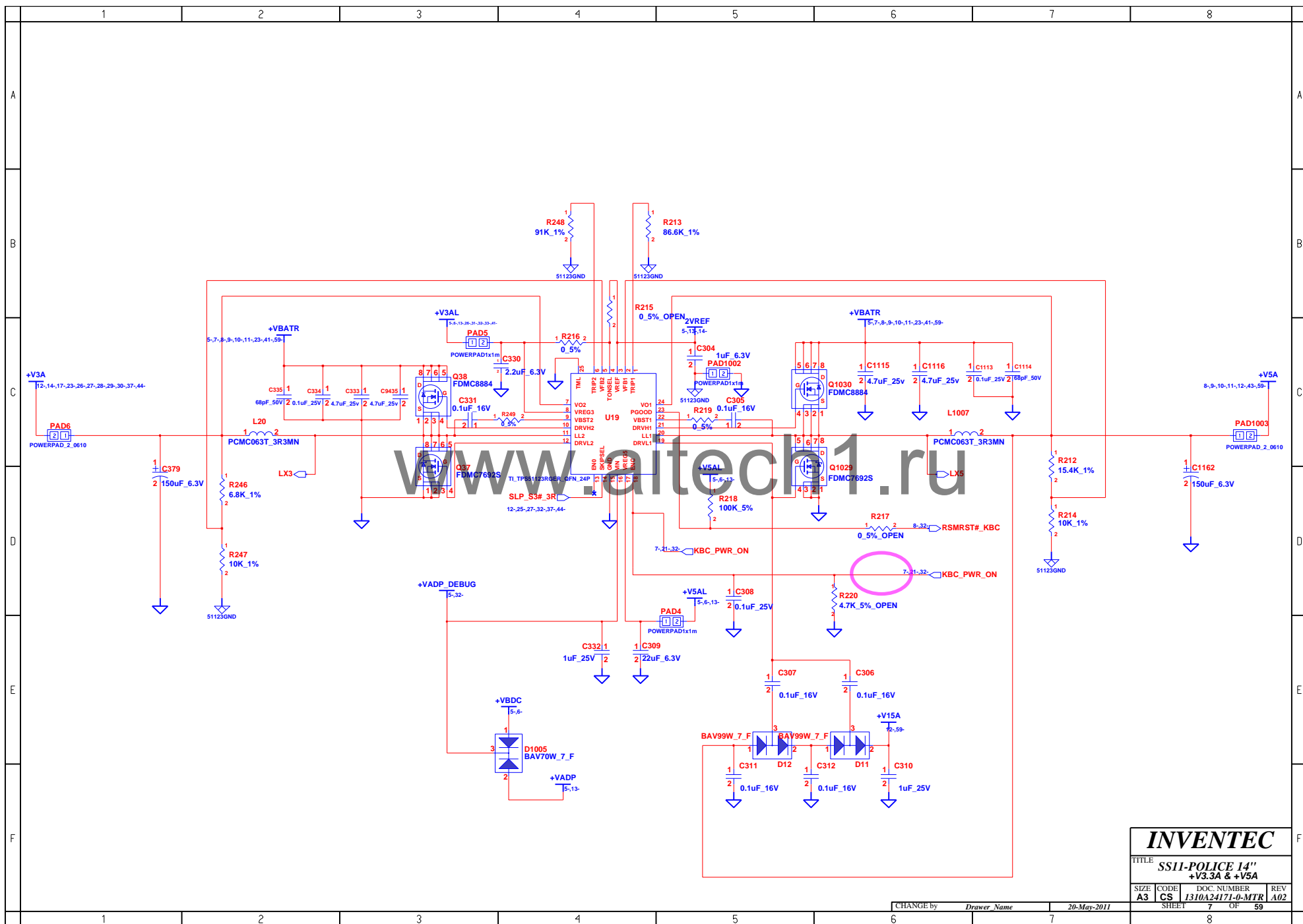
INVENTEC

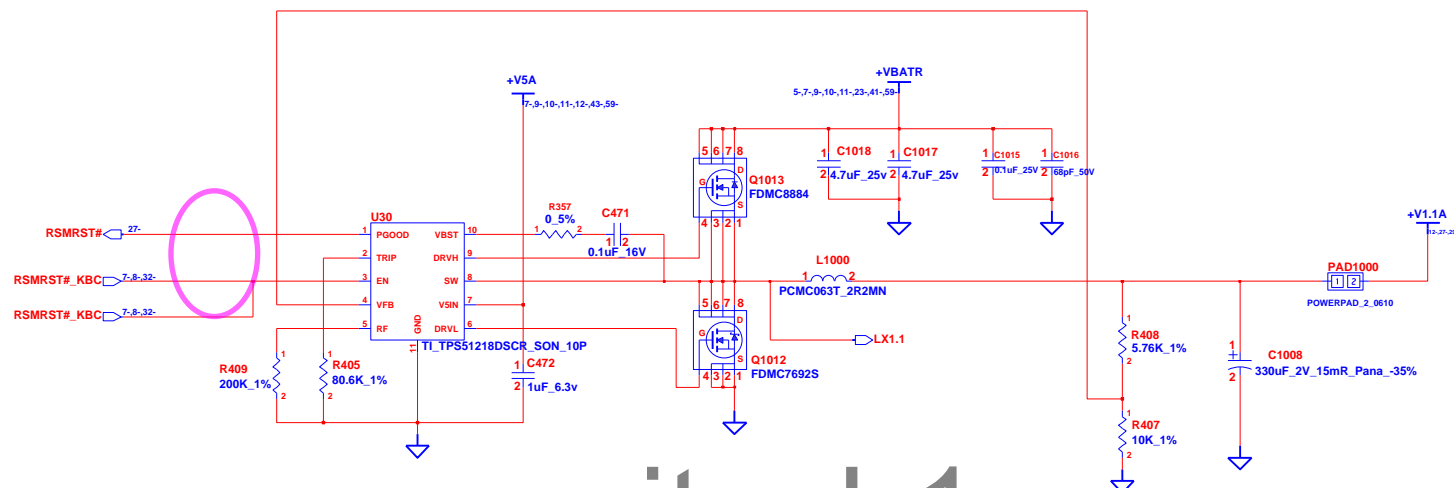
TITLE
SS11-POLICE 14"
SLECT & BATTERY CONN

SIZE A3	CODE CS	DOC. NUMBER 1310A24171-0-MTR	REV A02
------------	------------	---------------------------------	------------

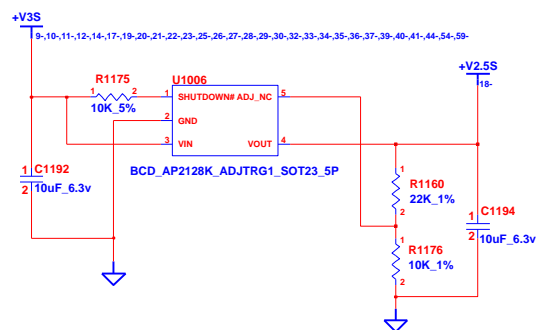
CHANGE by *Drawer Name* 20-May-2011

SHEET 6 OF 59





www.aitech1.ru



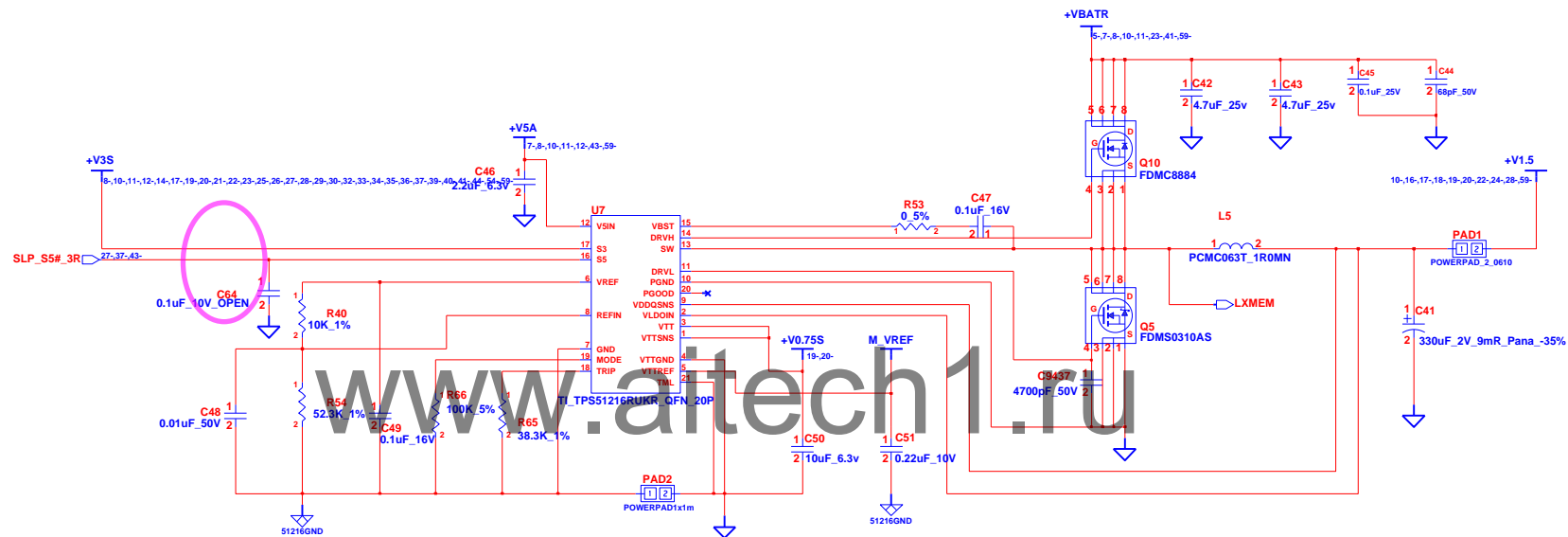
INVENTEC

TITLE
SS11-POLICE 14"
SYSTEM POWER(+V1.1A/+V2.5S)

SIZE CODE DOC. NUMBER REV
A3 CS 1310A24171-0-MTR A02

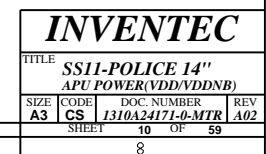
CHANGE by Drawer Name 20-May-2011

SHEET 8 OF 59



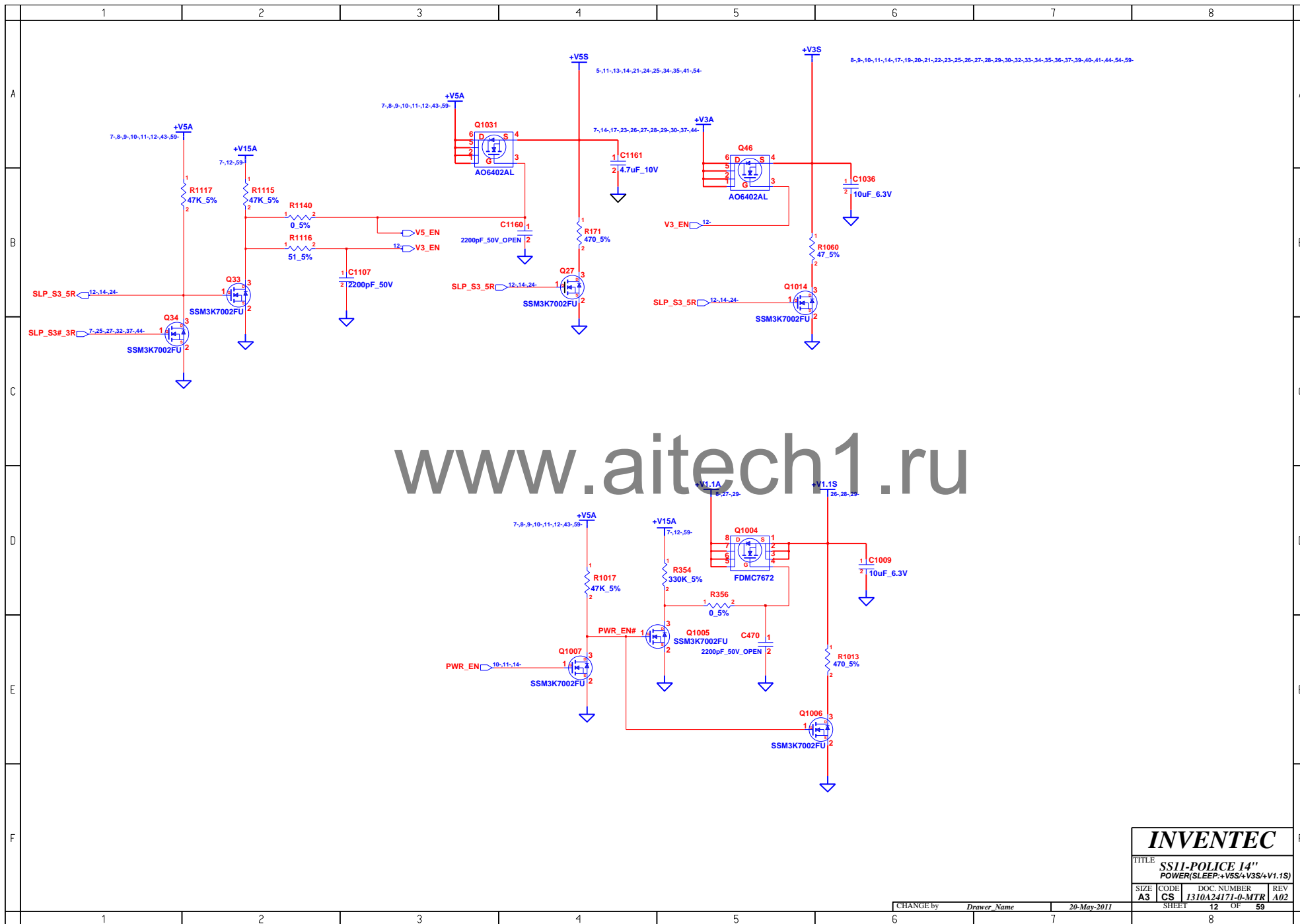
NOTE: DDR3 REGULATOR

INVENTEC			
TITLE: SS11-POLICE 14"			
DDR3 POWER (+V1.5/+V0.75S)			
SIZE	CODE	DOC. NUMBER	REV
A3	CS	1310A24171-0-MTR	A02
CHANGE by		20-May-2011	
SHEET		9	OF 59





CS	1310A241/1-0-M1R		
SHEET	11	OF	59



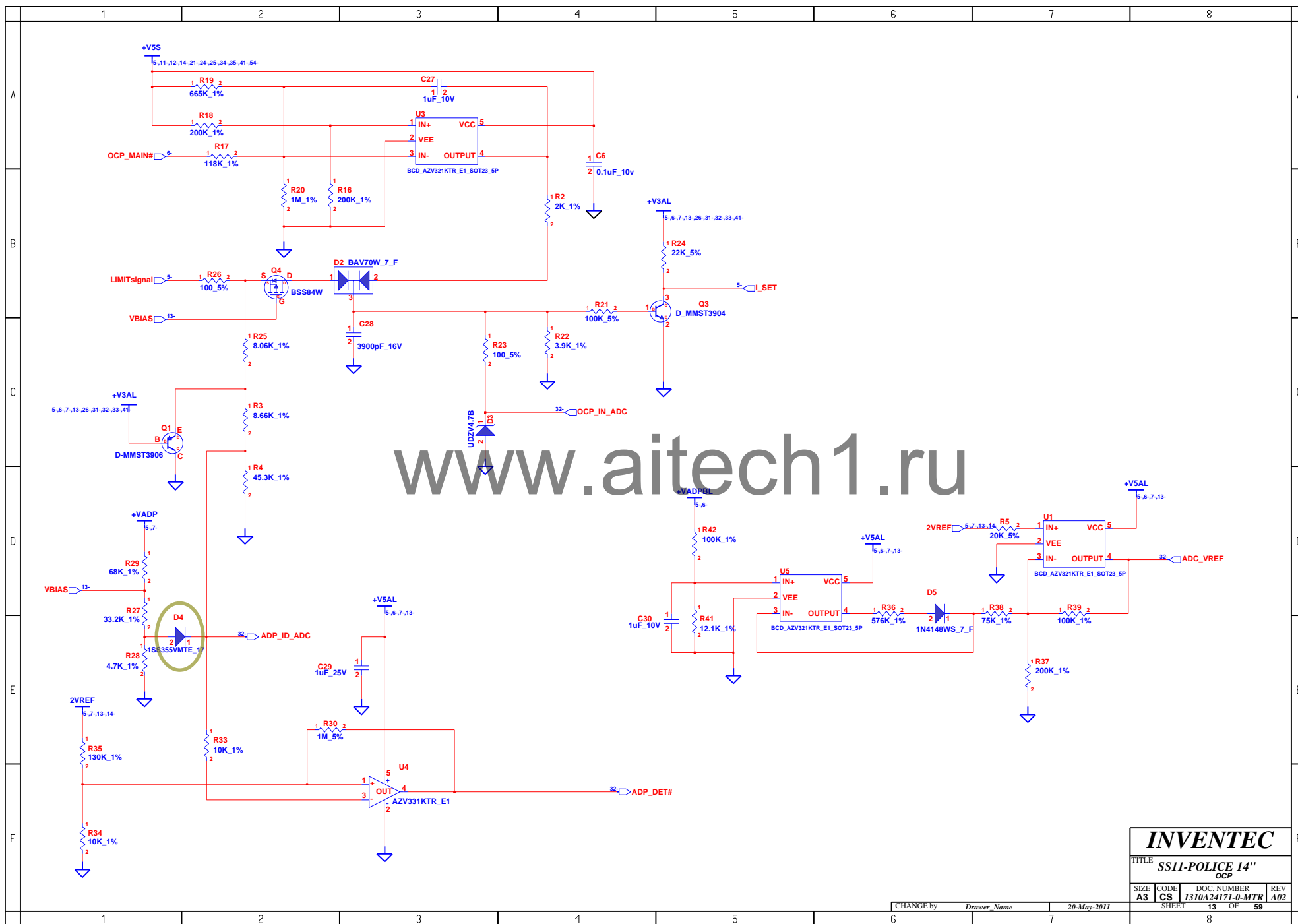
INVENTEC

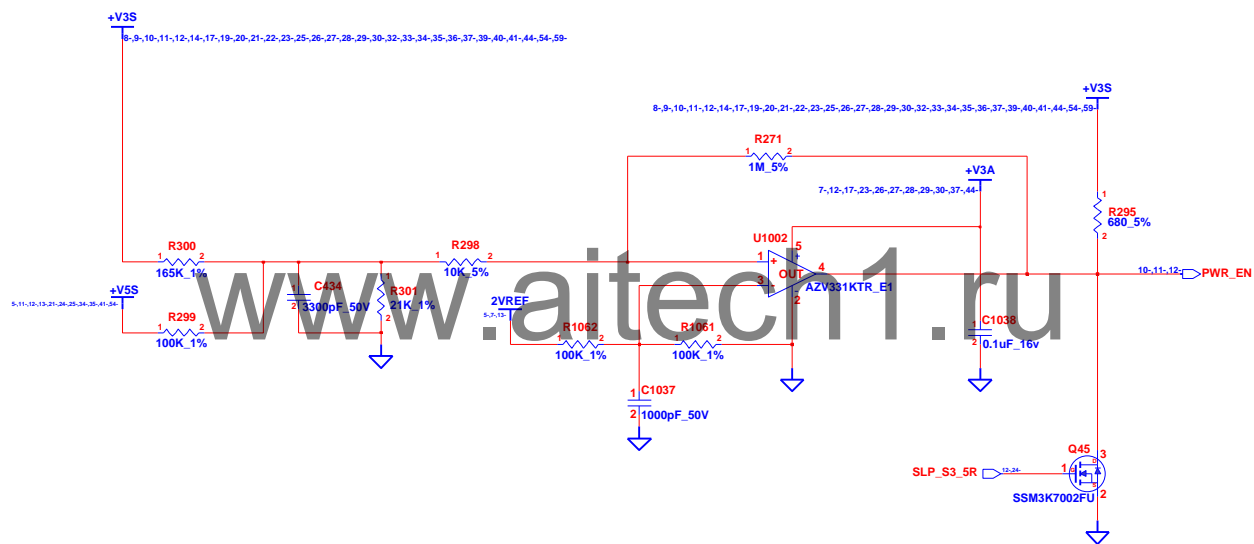
TITLE
SS11-POLICE 14"
POWER(SLEEP:+V5S/+V3S/+V1.1S)

SIZE	CODE	DOC. NUMBER	REV
A3	CS	1310A24171-0-MTR	A02

CHANGE by *Drawer Name* 20-May-2011

SHEET 12 OF 59





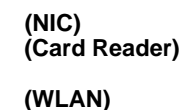
INVENTEC


TITLE
SS11-POLICE 14"
POWER(SEQUENCE)

SIZE	CODE	DOC. NUMBER	REV
A3	CS	1310A24171-0-MTR	A02

CHANGE by *Drawer Name* 20-May-2011

SHEET 14 OF 59







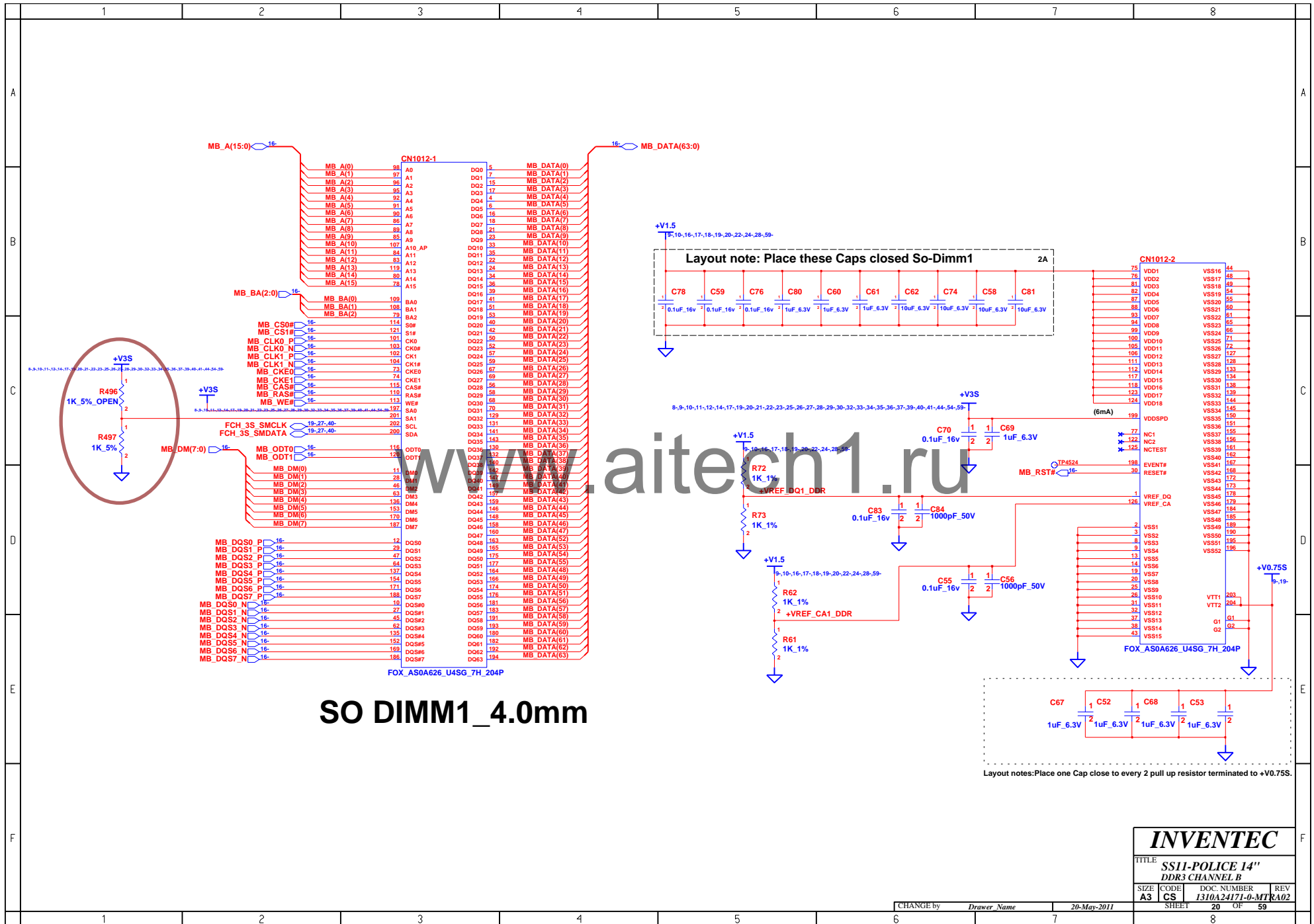
INVENTEC

TITLE SS11-POLICE 14" APU LLANO-2			
SIZE A3	CODE CS	DOC. NUMBER 1310A24171-0-MTR	REV A02
SHEET 16		OF 59	

CHANGE by: *Drawer Name* 20-May-2011



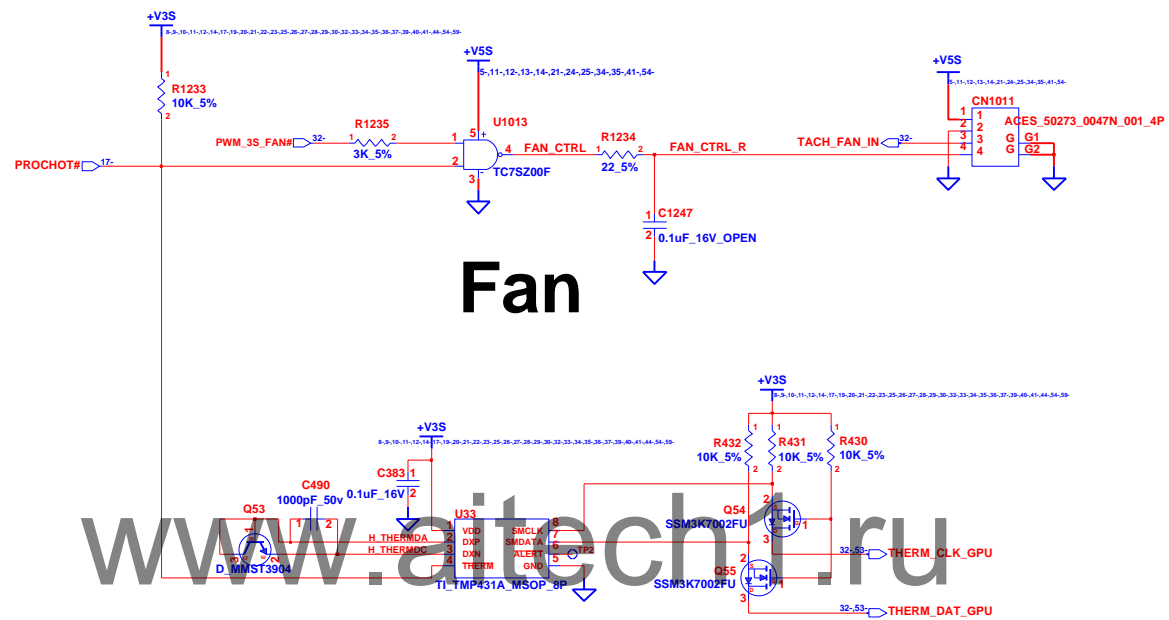




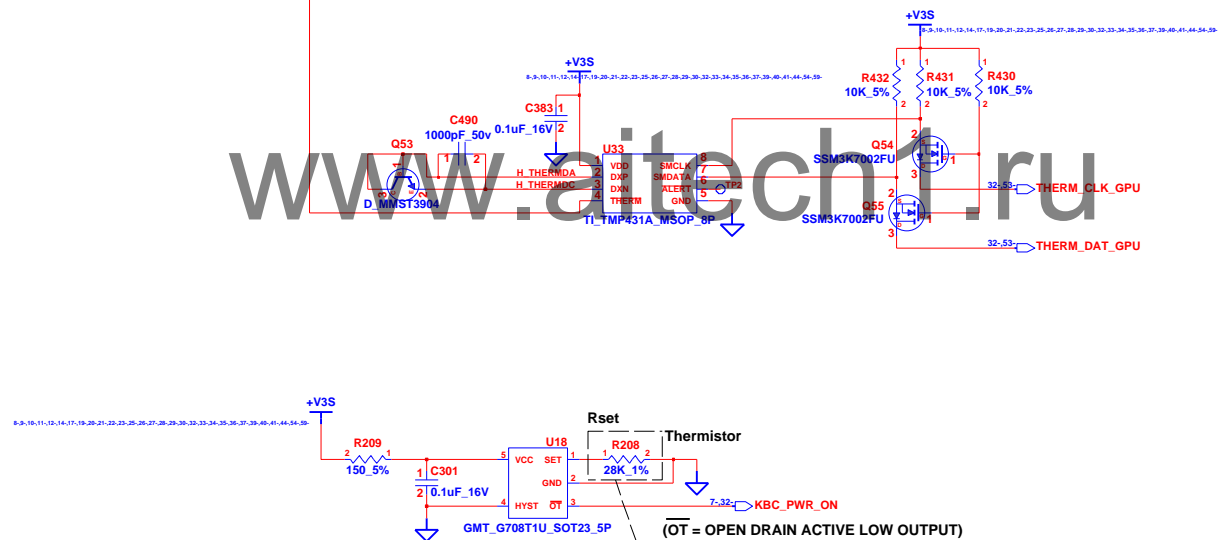
INVENTEC

TITLE			
SS11-POLICE 14"			
DDR3 CHANNEL B			
SIZE	CODE	DOC. NUMBER	REV
A3	CS	I310A24171-0-MTR	A02
SHEET		20	OF 59

CHANGE by: Drawer Name 20-May-2011



Fan



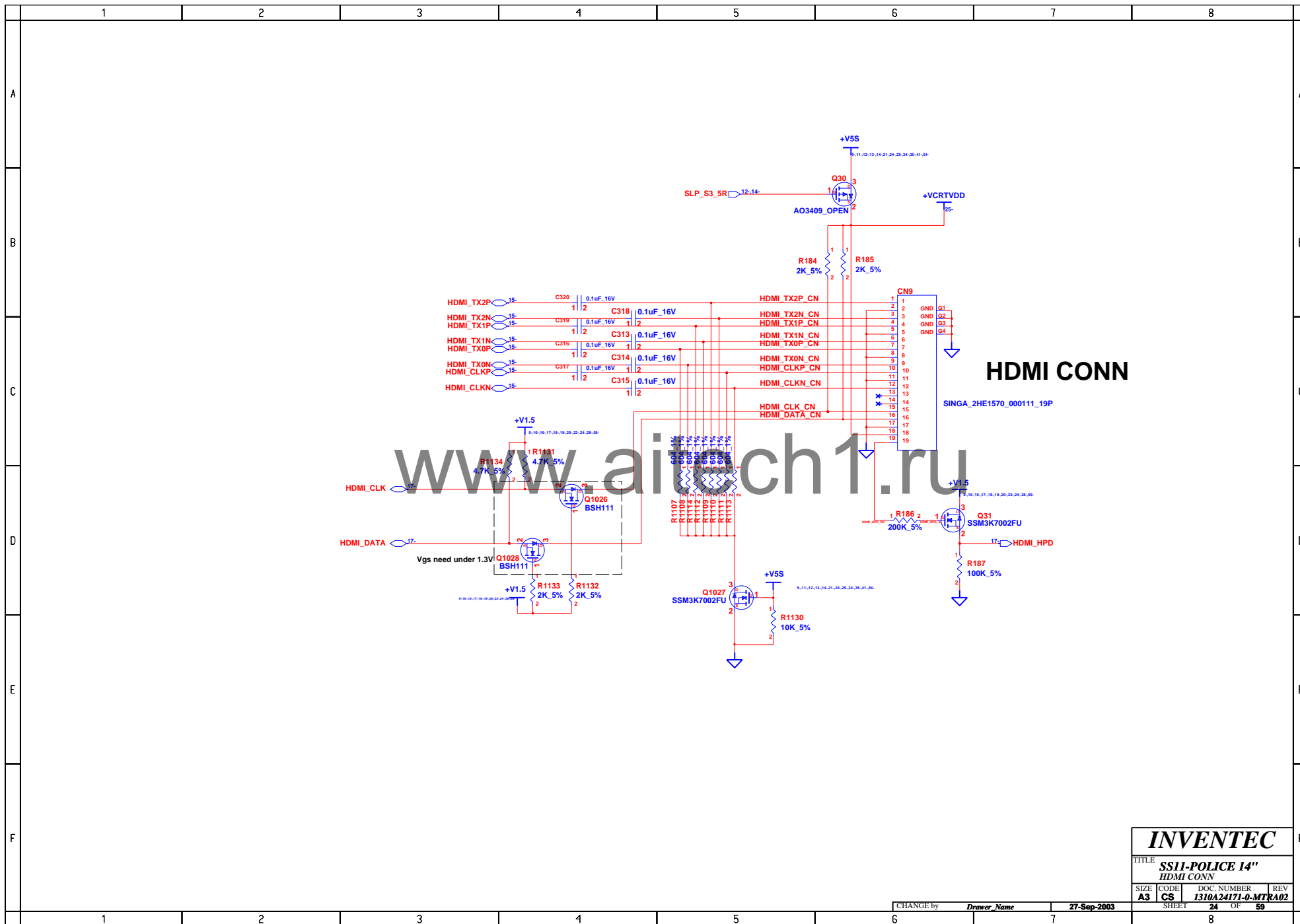
Thermal shutdown at 78 °C.

$$R_{set} \text{ (K ohm)} = 0.0012T - 0.9308T + 96.147$$

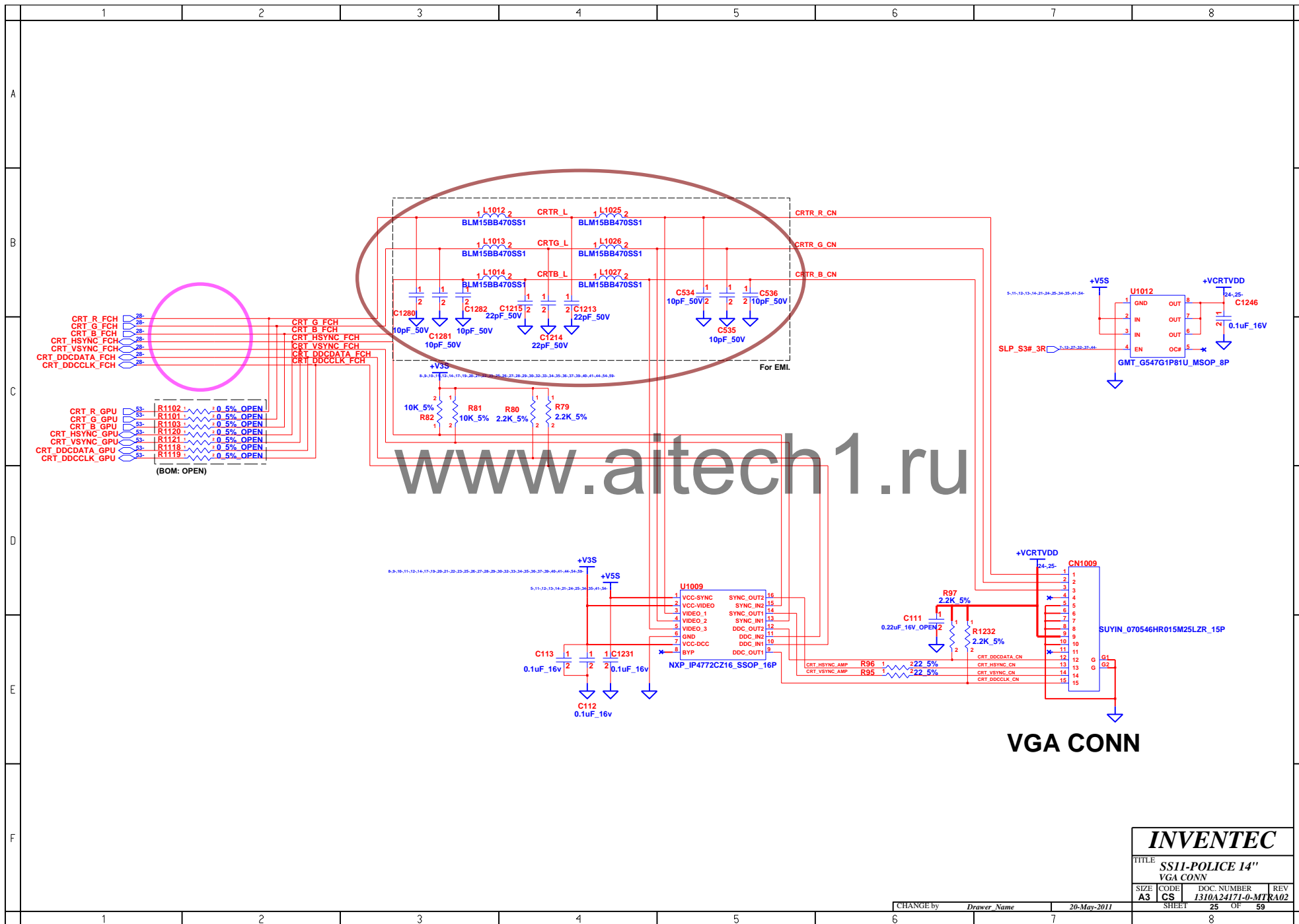
(85 °C: 24Kohm)

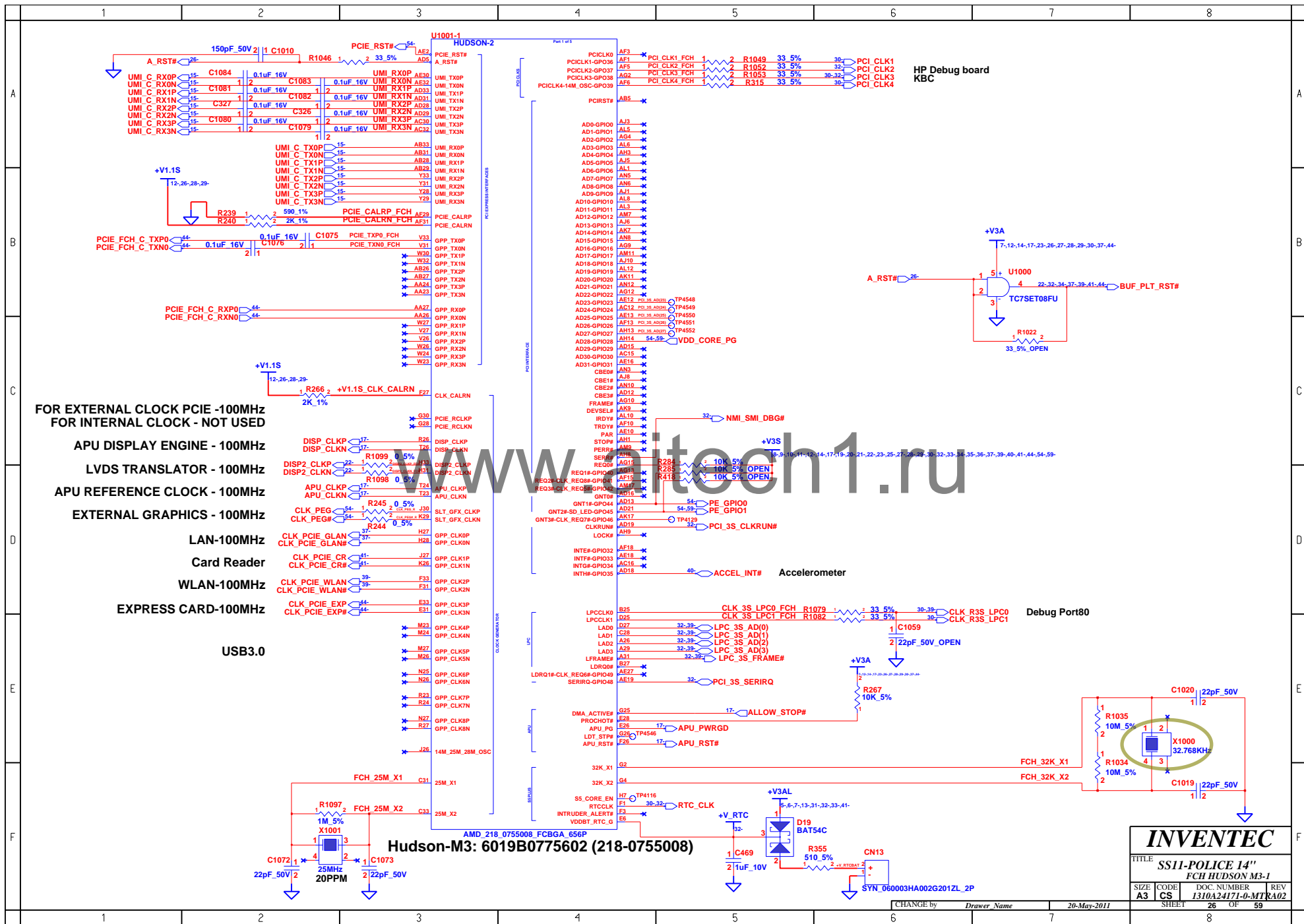
Temperature switch


INVENTEC			
TITLE SS11-POLICE 14" Thermal & Fan			
SIZE A3	CODE CS	DOC. NUMBER I310A24171-0-MTR	REV A02
CHANGE by Drawer Name		20-May-2011	SHEET 21 OF 59

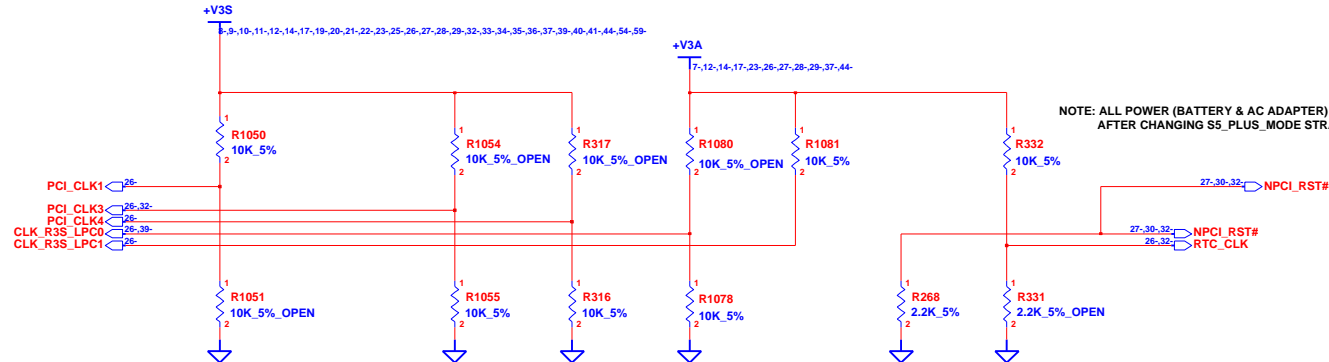


INVENTEC			
TITLE SS11-POLICE 14" HDMI CONN			
SIZE A3	CODE CS	DOC. NUMBER I310A24171-0-MTR	REV A02
CHANGE by Drafter Name		27-Sep-2003	SHEET 24 OF 59









Required Straps:

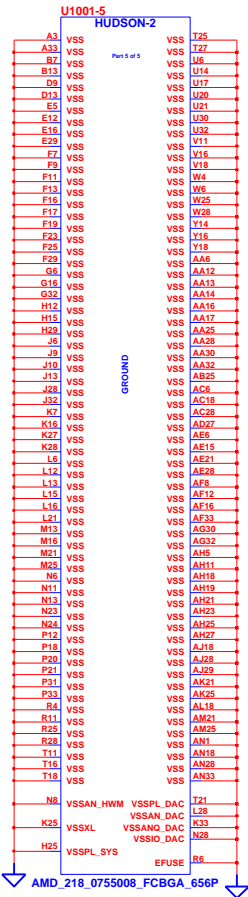
	PCI_CLK1	PCI_CLK3	PCI_CLK4	LPC_CLK0	LPC_CLK1	(GPIO199) EC_PWM2	RTC_CLK
PULL HIGH	ALLOW PCIE Gen2 (default)	USE DEBUG STRAP	non_Fusion CLOCK MODE	EC ENABLED	CLKGEN ENABLED (Internal) (default)	LPC ROM	S5 Plus mode DISABLE (default)
PULL LOW	FORCE PCIE Gen1	IGNORE DEBUG STRAP (default)	FUSION CLOCK MODE (default)	EC DISABLED (default)	CLKGEN DISABLED	SPI ROM (default)	S5 Plus mode ENABLE

(PCI_3S_AD(27..23): No connected.)

Debug Straps

FCH HAS 15K INTERNAL PU FOR PCI_AD[27:23]

	PCI_3S_AD(27)	PCI_3S_AD(26)	PCI_3S_AD(25)	PCI_3S_AD(24)	PCI_3S_AD(23)
PULL HIGH	USE PCI PLL (default)	DISABLE ILA AUTORUN (default)	USE FC PLL (default)	USE DEFAULT PCIE STRAPS (default)	DISABLE PCI MEM BOOT (default)
PULL LOW	BYPASS PCI PLL	ENABLE ILA AUTORUN	BYPASS FC PLL	USE EEPROM PCIE STRAPS	ENABLE PCI MEM BOOT




INVENTEC

TITLE: SS11-POLICE 14" FCH HUDSON M3-5

SIZE: A3 CODE: CS DOC. NUMBER: 1310A24171-0-MTR REV: A02

CHANGE by: Drawer Name 20-May-2011

SHEET 30 OF 59




INVENTEC

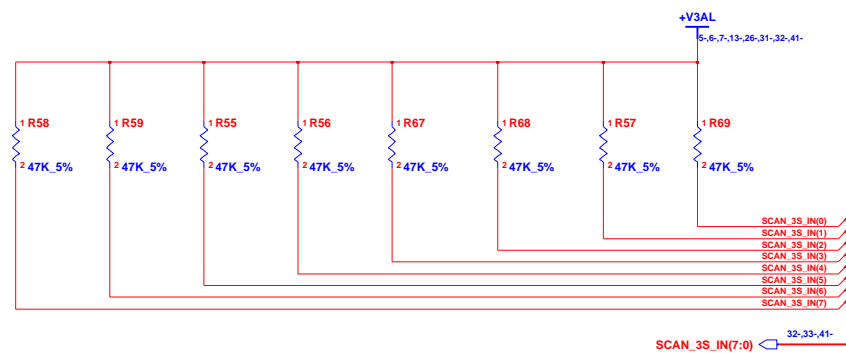
TITLE: **SS11-POLICE 14"**

KBC & Debug Port

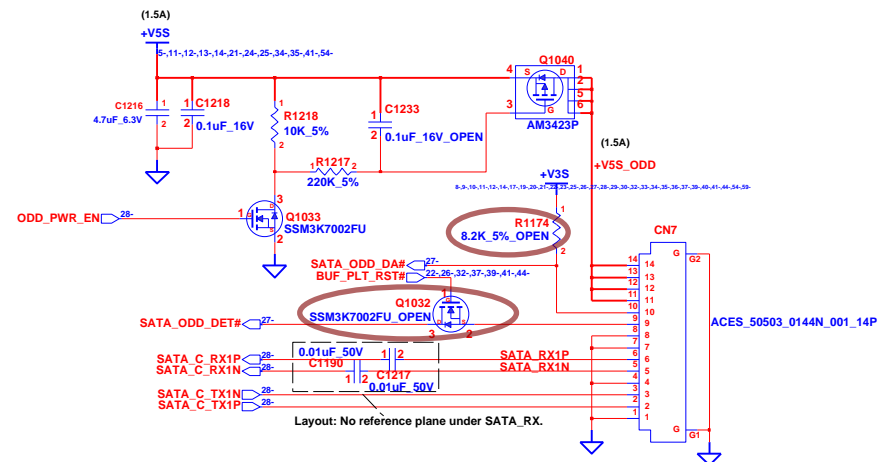
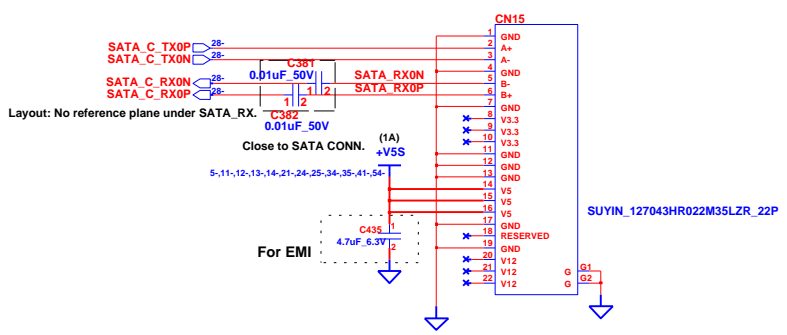
SIZE	CODE	DOC. NUMBER	REV
A3	CS	1310A24171-0-MTR	A02
SHEET		32	OF 59



Keyboard CONN

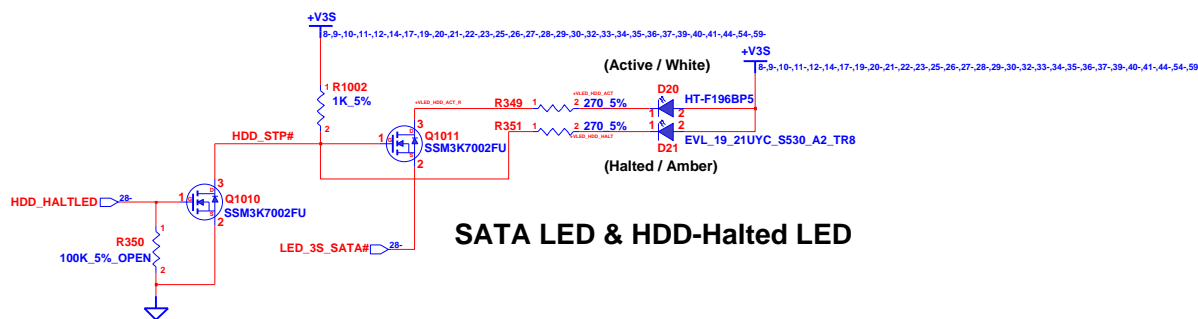


INVENTEC			
TITLE SS11-POLICE 14"			
Keyboard CONN			
SIZE A3	CODE CS	DOC. NUMBER 1310A24171-0-MTR	REV A02
CHANGE by		20-May-2011	
SHEET 33		OF 59	



SATA HDD


SATA ODD



SATA LED & HDD-Halted LED

INVENTEC			
TITLE: SS11-POLICE 14"			
SATA HDD & ODD CONN			
SIZE: A3	CODE: CS	DOC. NUMBER: I310A24171-0-MTR	REV: A02
SHEET: 34		OF: 59	

CHANGE by: Drawer Name 20-May-2011



MODEM

INVENTEC

TITLE **SS11-POLICE 14"**
MDC CONN

SIZE	CODE	DOC. NUMBER	REV
A3	CS	1310A24171-0-MTR	RA02

CHANGE by *Drawer Name* 20-May-2011

SHEET 36 OF 59

+V3_LAN rising time: 1ms ~ 100ms.

Placed near LAN Controller

Placed near LAN Controller

C7082 to C7091 are +VDD10 pins- 3, 6, 9,13, 29, 41, 45

For pin21

INVENTEC

TITLE
SS11-POLICE 14"
Giga LAN Controller

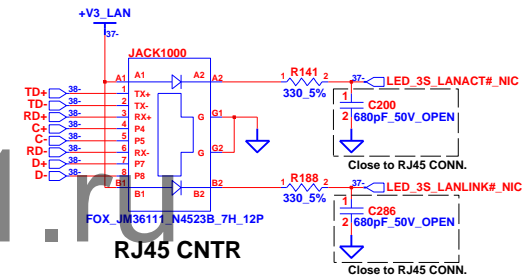
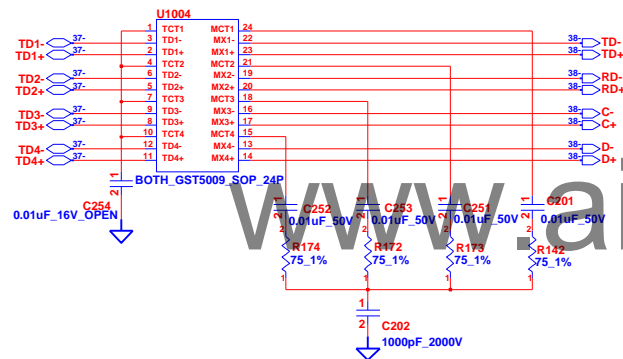
SIZE A3	CODE CS	DOC. NUMBER I310A24171-0-MTR	REV A02
-------------------	-------------------	--	-------------------

CHANGE by *Drawer Name* 20-May-2011

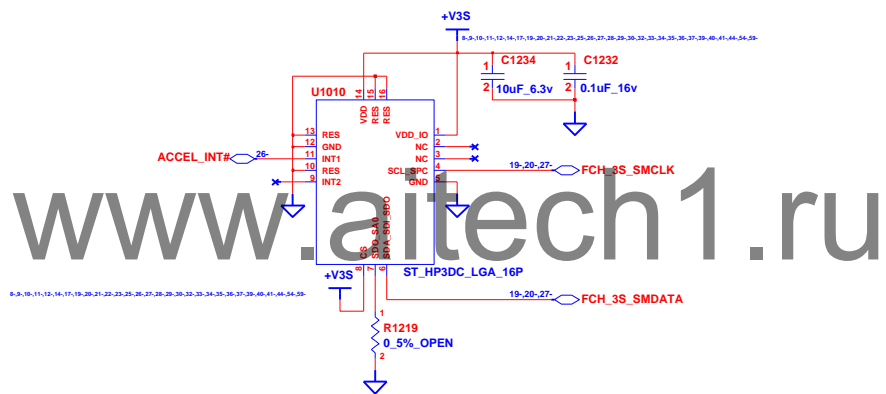
SHEET 37 OF 59

LAYOUT NOTE:

To place one 0.1uF at each pin 1 , 4 , 7 , 10
and place the 1uF in the spot that
is as close as possible to all 4 pins

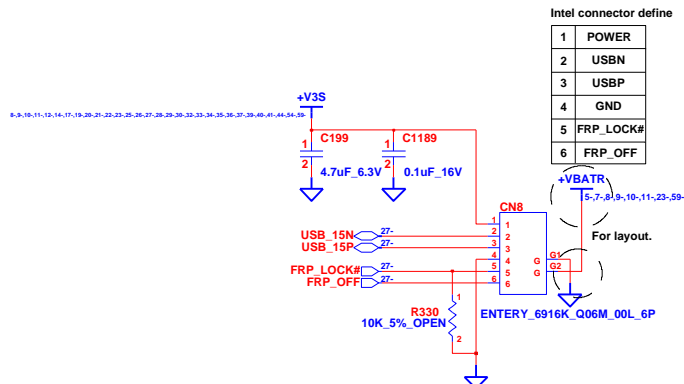


INVENTEC			
TITLE: SS11-POLICE 14" Transformer & RJ45 CONN			
SIZE: A3	CODE: CS	DOC. NUMBER: 1310A24171-0-MTR	REV: A02
CHANGE by: Drawer Name		20-May-2011	SHEET 38 OF 59

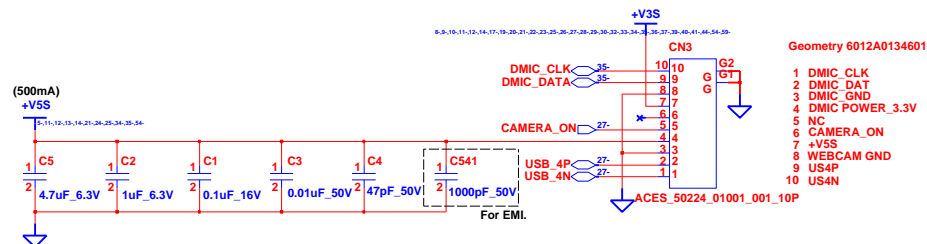


Accelerometer

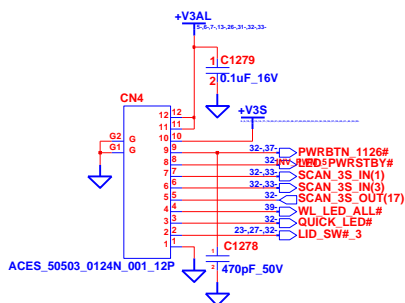
INVENTEC			
TITLE SS11-POLICE 14" ACCELEROMETER			
SIZE A3	CODE CS	DOC. NUMBER 1310A24171-0-MTR	REV A02
CHANGE by Drawer Name		20-May-2011	SHEET 40 OF 59



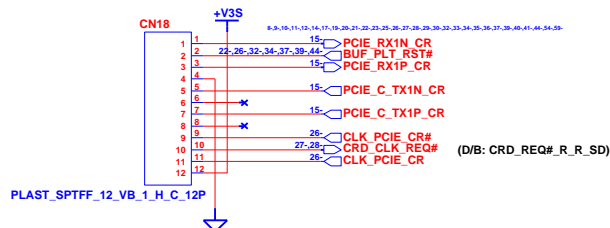
Finger Printer CONN



DMIC / WebCAM



PWR & Quick Launch B/B CONN



CardReader B/B CONN

Wait for new P/N & S/G.

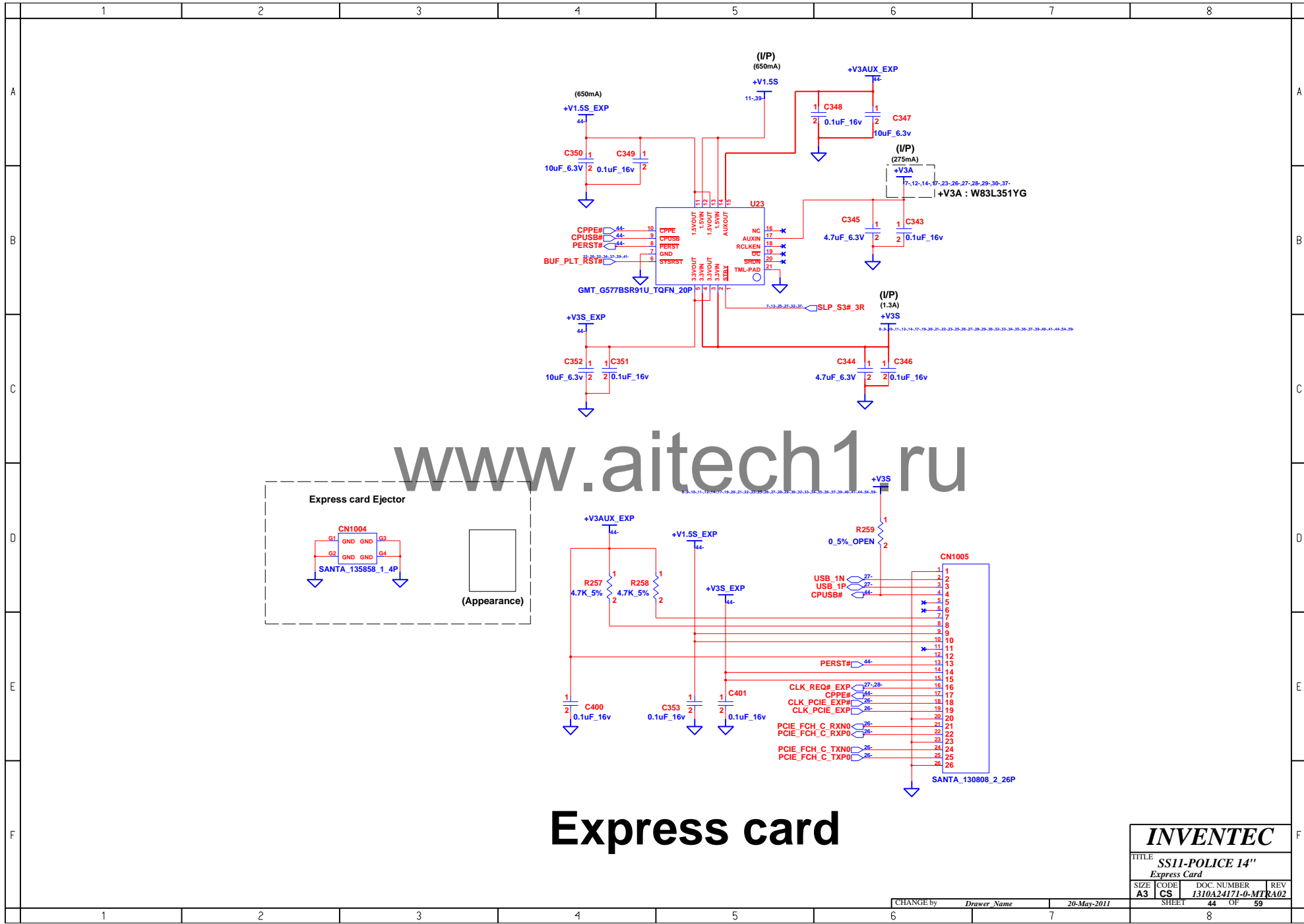
INVENTEC			
TITLE SS11-POLICE 14"			
PWR & FP & Launch & Web/DMIC CONN			
SIZE A3	CODE CS	DOC. NUMBER 1310A24171-0-MTR	REV A02
SHEET 41		OF 59	

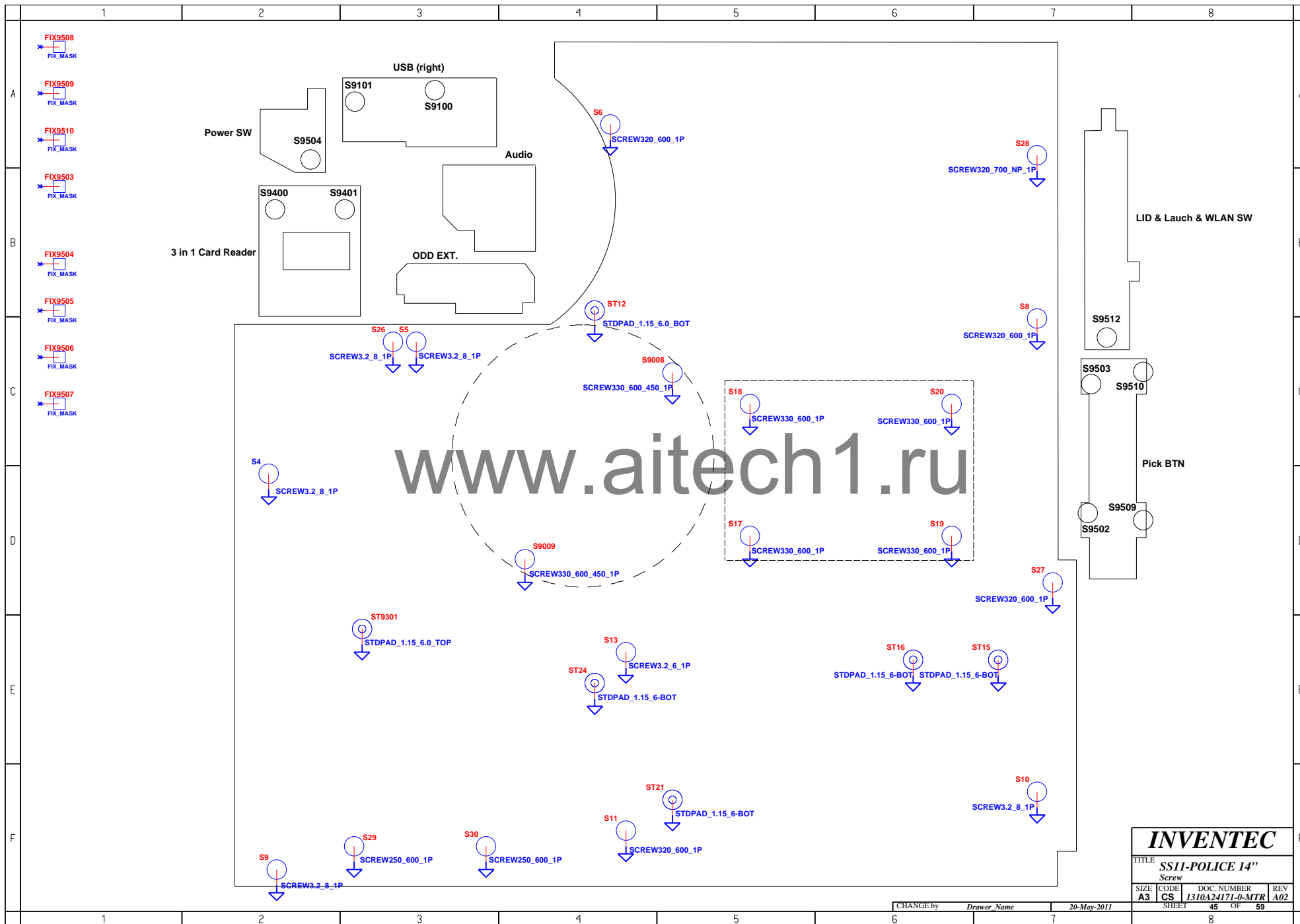
CHANGE by Drawer Name 20-May-2011

	1	2	3	4	5	6	7	8	
A									A
B									B
C									C
D									D
E									E
F									F
	1	2	3	4	5	6	7	8	

www.Blank1.ru

INVENTEC			
TITLE SS11-POLICE 14" Blank			
SIZE A3	CODE CS	DOC. NUMBER 1310A24171-0-MTR	REV A02
CHANGE by <i>Drawer Name</i>		20-May-2011	
SHEET		42	OF 59





INVENTEC

TITLE: **SS11-POLICE 14"**
Screw

SIZE	CODE	DOC. NUMBER	REV
A3	CS	1310A24171-0-MTR	A02

CHANGE by: *Drawer Name* 20-May-2011

SHEET 45 OF 59

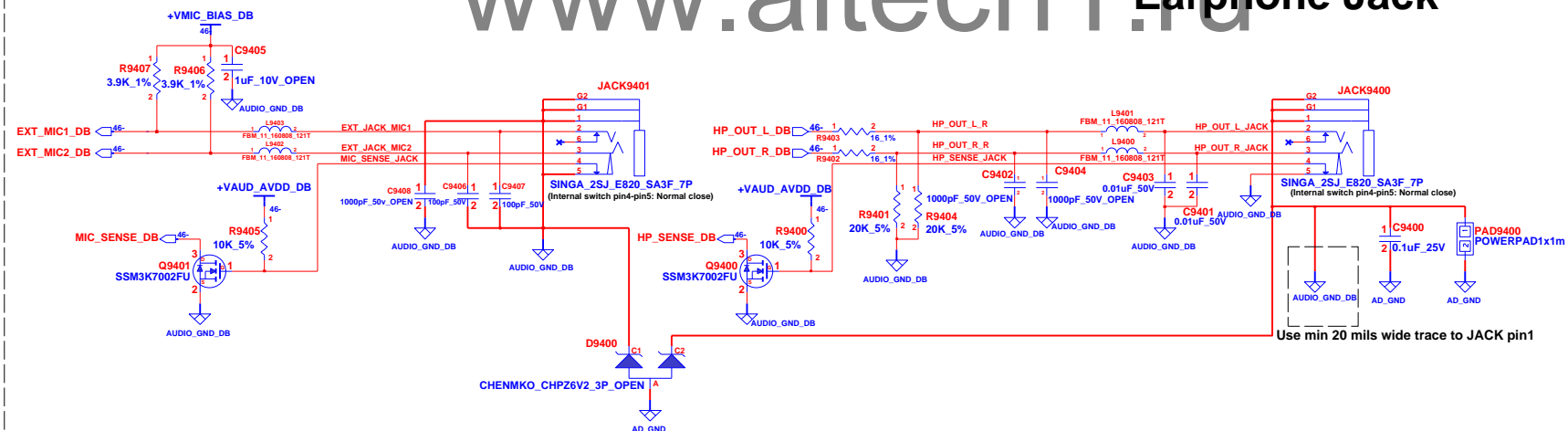
Audio & T/P B/B CONN (D/B)

TP B/B CONN

www.aitech1.ru

MIC Jack

Earphone Jack




Audio jack board

INVENTEC

TITLE SS11-POLICE 14"			
Audio jack board			
SIZE A3	CODE CS	DOC. NUMBER 1310A24171-0-MTR	REV A02
SHEET 46		OF 59	

CHANGE by *Drawer Name* 20-May-2011



1 2 3 4 5 6 7 8

A

B

C

D

E

F

A

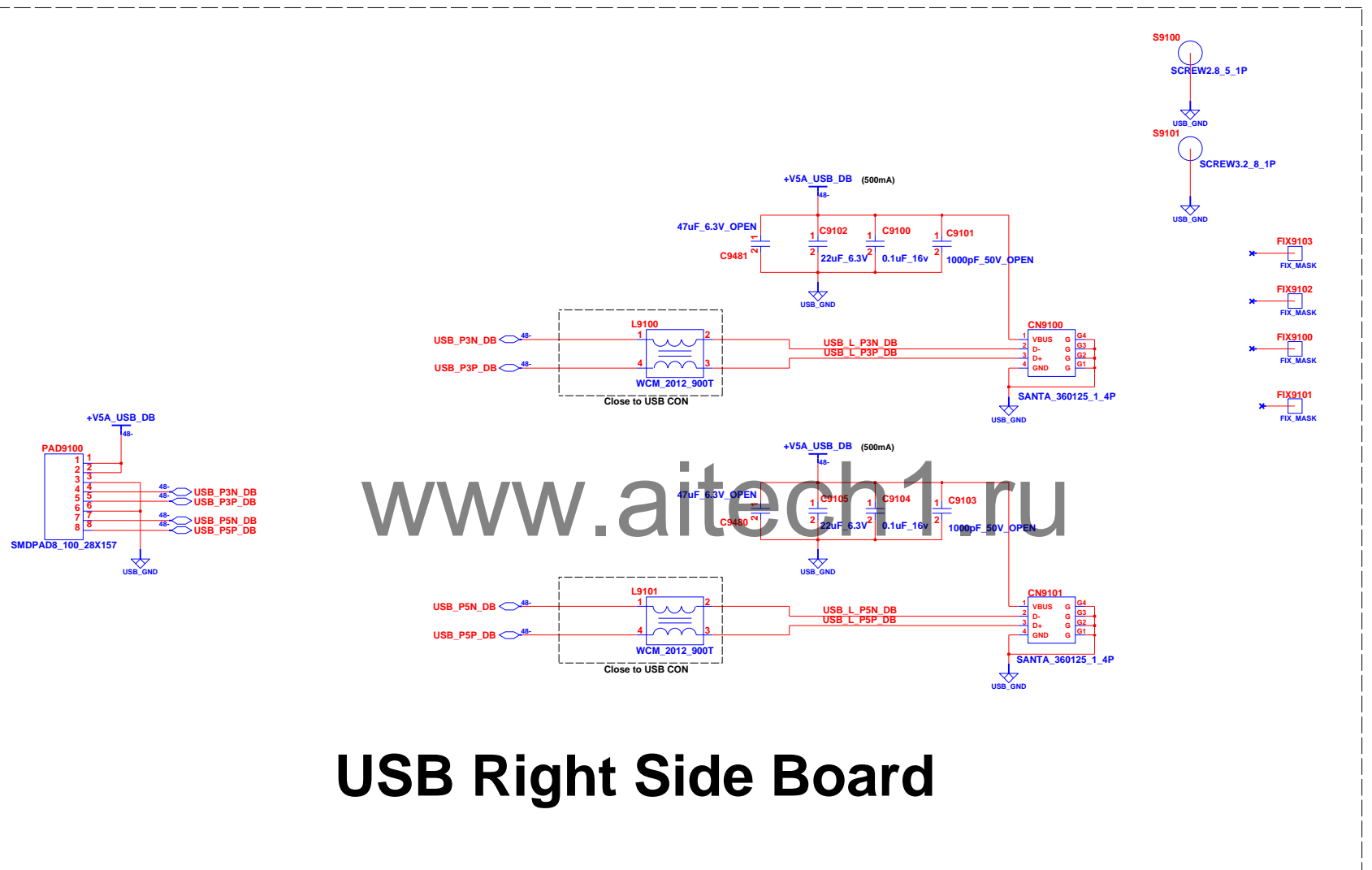
B

C

D

E

F



INVENTEC

TITLE
SS11-POLICE 14"
USB Board (Right side)

SIZE	CODE	DOC. NUMBER	REV
A3	CS	1310A24171-0-MTR	A02

CHANGE by *Drawer Name* 20-May-2011

SHEET 48 OF 59

1 2 3 4 5 6 7 8

Power Switch B/B CONN

Power Button

www.aitech1.ru

Power / Standby LED

Power Button Board


INVENTEC

TITLE
SS11-POLICE 14"
Power Button Board

SIZE A3	CODE CS	DOC. NUMBER 1310A24171-0-MTR	REV A02
------------	------------	---------------------------------	------------

CHANGE by *Drawer Name* 20-May-2011

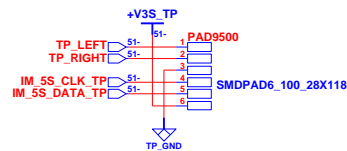
SHEET 49 OF 59



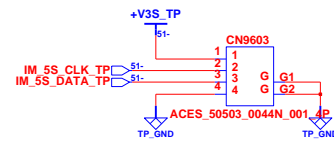
Quick Launch & WLAN Board

INVENTEC			
TITLE: SS11-POLICE 14"			
LID & Quick Launch & WLAN SW Board			
SIZE: A3	CODE: CS	DOC. NUMBER: 1310A24171-0-MTR	REV: A02
SHEET: 50		OF: 59	

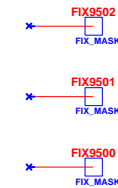
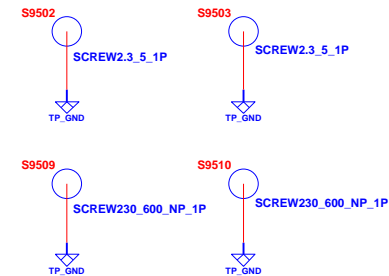
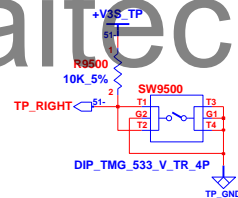
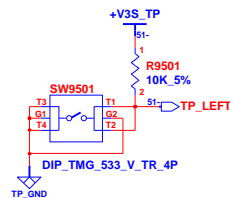
CHANGE by: *Drawer Name* 20-May-2011



Left Button



Right Button



www.aitech1.ru

Pick Button Board

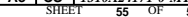
INVENTEC			
TITLE			
SS11-POLICE 14"			
Pick Button Board			
SIZE	CODE	DOC. NUMBER	REV
A3	CS	1310A24171-0-MTR	A02
SHEET		51	OF 59


CHANGE by *Drawer Name* 20-May-2011





TITLE			
<i>SS11-POLICE 14"</i> <i>ODD daughter board</i>			
SIZE	CODE	DOC. NUMBER	REV
A3	CS	1310A24171-0-MTR	A02
SHEET		52	OF 59

CHANGE by	<i>Drawer Name</i>	<i>20-May-2011</i>
-----------	--------------------	--------------------









INVENTEC

TITLE
SS11-POLICE 14"
VRAM(GDDR5)-2

SIZE	CODE	DOC. NUMBER	REV
A3	CS	1310A24171-0-MTR	A02

CHANGE by: Drawer Name 20-May-2011

SHEET 58 OF 59

